



**Electrolux**  
PROFESSIONAL

## Standard Preparation 1200 mm Soaking Sink for Dishwasher with 1 Bowl

ITEM # \_\_\_\_\_

MODEL # \_\_\_\_\_

NAME # \_\_\_\_\_

SIS # \_\_\_\_\_

AIA # \_\_\_\_\_



133193 (NSBD1417R)

Sink Unit for Undercounter  
Dishwasher with 1 bowl  
600x500x320mm and right  
hand drainer, 1400mm

### Short Form Specification

**Item No.** \_\_\_\_\_

Made from 304 AISI stainless steel. The 50mm high worktop in 304 AISI stainless steel, 1mm in thickness, is sound-deadened and has an overflow rim and welded corners. Integral rear upstand, h=100mm, with 10mm radius. Allround apron. Square section legs 40x40mm on 1" height-adjustable feet (+/-20mm). Bowl mm600x500x300h with overflow pipe and 2" drain hole; right hand drainer. An undercounter dishwasher can be placed under the drainer.

### Main Features

- Sturdiness, stability and reliability of table accurately tested.

### Construction

- Sink tops easily slotted onto the legs and taps are easily installed from the rear.
- Square section legs and 40 mm height-adjustable feet in 304 AISI stainless steel.
- 100 mm upstand with 8 mm radiused corner and 13 mm deep, designed to be used against a wall.
- 50 mm worktop in 304 AISI stainless steel, 10/10 in thickness with overflow rim along the top.
- Bottom part of drain left free to house an undercounter dishwasher.
- Wide range of taps are available to suit every need.
- Drainage area suitable for drying operations
- 100 mm upstand with 10 mm radiused corner and 13 mm deep, designed to be used against a wall.

### Optional Accessories

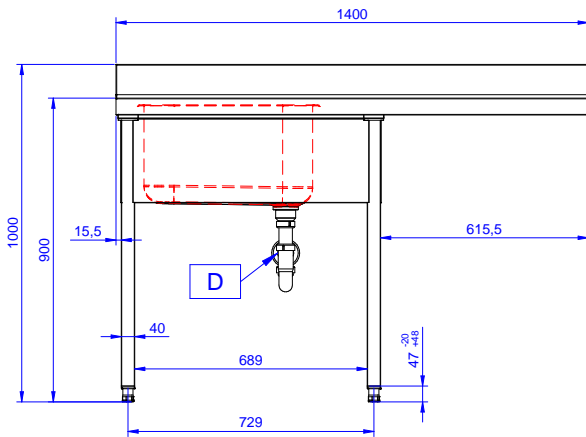
- Set of 4 wheels (2 with brake) PNC 855150   
d. 100mm for tables and sinks  
(total height on wheels= 993 mm)
- Elbow operated mixer tap with PNC 855322   
spout 3/4", single hole
- Elbow operated mixer tap with PNC 855323   
short spout 3/4", single hole
- Foot operated mixer tap (hot PNC 855328   
and cold) with spout 3/4"

APPROVAL: \_\_\_\_\_

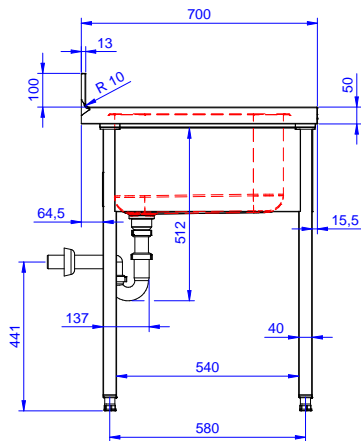


Experience the Excellence  
[www.electroluxprofessional.com](http://www.electroluxprofessional.com)

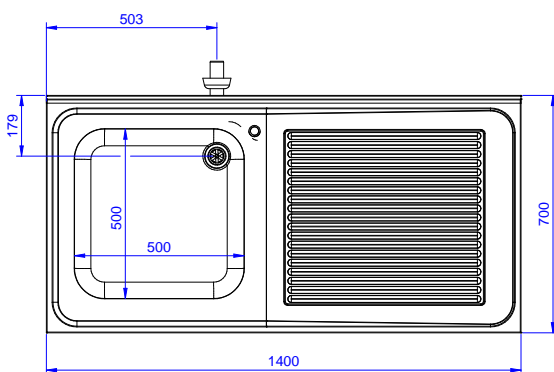
Front



Side



Top



### Key Information:

External dimensions, Width:	
133193 (NSBD1417R)	1400 mm
External dimensions, Depth:	700 mm
External dimensions, Height:	1000 mm
Upstand Dimensions, Height:	100 mm
Upstand Dimensions, Depth:	13 mm
Upstand Dimensions, Radius:	R=12
Bowls number	1
Bowl dimensions	500x500xH320
Net weight:	37.4 kg